



**MITSUBISHI  
MOTORS**

Drive your Ambition



**NEW**  
**PAJERO SPORT**



# TAKE IT TO THE NEXT LEVEL



CSR model shown

## PAJERO SPORT, TAKE IT TO THE NEXT LEVEL.

Since 1917 Mitsubishi Motors has been at the forefront of technological innovation, having launched the innovative Super Select 4WD-II system and the world's first Plug-in hybrid electric SUV, our vehicles have been tested and triumphed in some of the most gruelling and toughest terrains on earth including Dakar rally. These engineering milestones and our commitment to reliability and ingenuity set us apart from the competition. As we continue to move forward, pushing the boundaries of innovation, you can rest assured your Mitsubishi has been built for your next adventure.



ASX

Eclipse Cross

Outlander

Pajero Sport

Triton



# TECHNOLOGY MEETS COMFORT

Pajero Sport is a striking fusion of contemporary design, cutting-edge technology and genuine four-wheel drive capability, with an enviable off-road heritage. A luxury SUV that is as comfortable prowling the urban jungle as it is off road, Mitsubishi Pajero Sport embodies style and substance in one sleek, purposeful package.





# UP THE ANTE



## Enjoy surefooted performance in any conditions.

Pajero Sport's advanced 2.4-litre MIVEC DiD turbo diesel engine makes 133kW of power and a muscular 430Nm of torque. This pulling power means Pajero Sport has a 3100kg\* braked towing capacity, so you can haul your trailer, boat or caravan with ease.

Pajero Sport's 8 speed automatic transmission is robust and sophisticated. Its wide range of gear ratios delivers sparkling acceleration and smooth shifting, with enhanced fuel efficiency at highway cruising speeds.

Tackle steep descents with confidence with Hill Descent Control (HDC). HDC can be initiated when you start travelling down a steep gradient more than 5% and can be set at any speed between 2-20kmh. Adjusting engine output and automatically applying brakes to maintain the set speed, it allows you to concentrate on steering without having to manually apply the brakes.

Hill Start Assist (HSA) prevents your Pajero Sport from rolling backwards on hills by maintaining the braking force for two seconds, giving you time to move your foot from the brake to the accelerator.

GSR model shown with optional accessories. \*Subject to state regulations and towbar designs. For further information, please refer to the Pajero Sport Owner's manual. 4WD Models.



# TACKLE ANY TERRAIN

Pajero Sport's Super Select 4WD-II system delivers optimum performance and safety, whatever the conditions. It has four modes: 2WD High Range, Full Time 4WD, and High and Low Range 4WD with locked centre differential. The selector dial allows you to switch from 2WD to Full Time 4WD at up to 100kmh on any surface.

Off the bitumen, you can select any of four Off-Road Modes: Gravel, Mud/Snow, Sand and Rock (4HLc only). Each mode ensures maximum traction by optimising power delivery from the engine, transmission settings and the braking system. GLS, Exceed and GSR models also feature a rear differential lock.

**4**  
DRIVE MODES





# ELEVATE YOUR ADVENTURE



GSR model shown with optional accessories.





# COMFORT WITHOUT COMPROMISE

A busy, energetic lifestyle is not something you can confine. Pajero Sport gives you all the interior space you need to take you comfortably to the wide, open spaces that beckon.

The seating in Pajero Sport is designed with all-day comfort in mind. The second row seats can be generously reclined for a more relaxed ride. In 7 seat GLS, Exceed and GSR models the third row comfortably sits an extra two people or can be easily folded forward to create a wide flat storage space.

Tilt and telescopic steering wheel lets you find your optimum driving position while the premium leather three-spoke steering wheel features paddle shifters and phone, audio and Adaptive Cruise Control switches. Multi Around Monitor switch is also on hand in GLS Deluxe option, Exceed and GSR models.





The driver and front passenger in Pajero Sport GLS, Exceed and GSR can each set their own ideal temperature using the automatic dual zone climate control. Passengers in the rear have their own air vents, ensuring comfort in every seat.

Pajero Sport delivers comfort for all, with dual density cushioned seats that combine gently yielding comfort underpinned by firm support for true relaxation over any distance. Driver's seat has lumbar adjustment for extra comfort. GLS Deluxe option, Exceed and GSR have soft leather appointed seats.\*

Keep your devices in view and fully charged. Pajero Sport has one HDMI connector in the centre console and multiple USB ports across the cabin, with smartphone storage tray in the front and seat-back pockets for second row passengers.

Park your Pajero Sport safely with its convenient electric auto park brake with auto hold function.

When it's time to move on, the speed sensing doors lock automatically for security and safety.

When you drive a Pajero Sport Exceed or GSR, you're always up to speed with vital information thanks to its 8" colour LCD multi-information display meter. Bright and clear day and night, the LCD display can be customised to show the information you want. It displays your speedometer and tachometer, fuel level, consumption and driving range, engine temperature level, outside temperature and more.

GSR model shown. \*Leather appointed seats are a combination of genuine and artificial leather, but are not wholly leather.



# A NEW LEVEL OF RUGGED ELEGANCE



Pajero Sport redefines what it means to drive with confidence and style. With new 18" wheels, grilles, bumper enhancements and black headlamp extensions you'll stand out on and off-road. Whether you're trailblazing through untamed landscapes or cruising the city, you'll command attention wherever you go.

GSR model shown with optional accessories.









# TECHNOLOGY AT YOUR COMMAND



CSR model shown.





## Seamlessly connected. Effortlessly controlled.

Pajero Sport's innovative Smartphone Display Audio (SDA)<sup>^</sup> is a true extension of your smartphone via Android Auto<sup>™1</sup> or Apple CarPlay<sup>2</sup>. The impressive Clever Connectivity 8" touchscreen, let's you access your phone's compatible apps so you can get directions, make calls, send and receive messages and listen to music from any source including DAB+ radio. Integrated satellite navigation in GLS, Exceed and GSR means you always know which way to go next.

Voice command and steering wheel controls let you operate call and music functions without taking your eyes off the road.

Smart Key lets you lock and unlock doors, and even start the engine with the touch of a button, all while your Smart Key is tucked safely in your bag or pocket.

Pajero Sport Exceed and GSR offer remote control connectivity via Mitsubishi Remote Control Smartphone App. You'll be able to operate the tailgate, check vehicle status, monitor fuel consumption, activate the car finder function or connect to your Apple watch all through the convenient Smartphone App.

<sup>^</sup>(SDA) supports Android<sup>™</sup> 5.0 or higher/iOS 8.0 or higher for use with Android Auto<sup>™</sup> / ApplePlay. Smartphone Link Display Audio will not operate in areas with no service signal and may not operate in supported areas where the signal is weak. Users are responsible for all charges incurred using smartphones and iPhones to connect to Android<sup>™</sup> and CarPlay respectively. Some functions may not be available for use depending on the user's location. Only compatible Apps can be used.



# LEVEL UP WEEKENDS



GSR model shown with optional accessories.

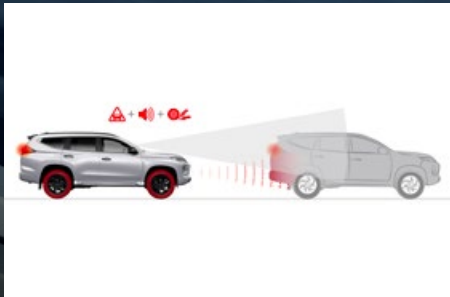


# TECHNOLOGY FOR PEACE OF MIND

## MiTEC Intuitive Safety Technology

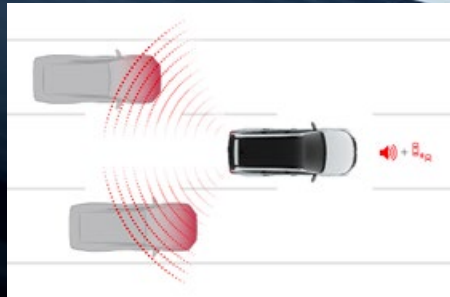
Mitsubishi Motors Intuitive Technology, or MiTEC, combines a range of innovative technologies into one integrated system that works constantly to keep you safe, comfortable and entertained every time you drive.

Passive and active safety systems work in unison, alerting, guiding and reacting to help keep you and your passengers safe.



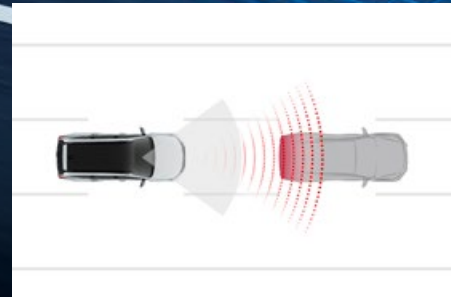
### Forward Collision Mitigation<sup>1</sup>

Detect obstructions ahead and issues a visual and audible alert when there is a danger of collision and automatically applies the brakes to avoid collision or reduce impact speed/severity.



### Blind Spot Warning<sup>2</sup> and Lane Change Assist<sup>2</sup>

Mitsubishi Motors' Blind Spot Warning and Lane Change Assist helps you change lanes with confidence. The Lane Change Assist system sounds an audible alert and displays a blinking warning in the door mirrors when the system detects a high collision probability with a vehicle coming from behind moving in the same direction within 3.4m from your vehicle's side or rear bumper.

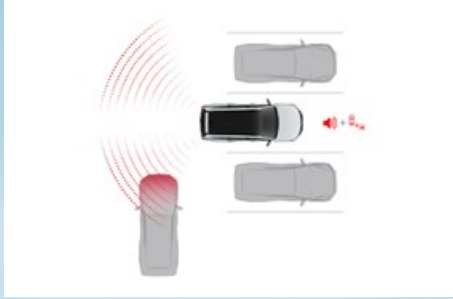


### Adaptive Cruise Control<sup>3</sup>

Adaptive Cruise Control uses radar technology to detect any cars ahead in the same lane and adjusts the speed of your car accordingly while maintaining a safe distance set by you.

Please drive safely and never rely solely on these systems while driving. Drivers are fully responsible for their own safe driving. \*Exceed and CSR. 1. The detection and control capabilities of FCM are supplementary only and do not prevent collisions in every situation. Please read the operation manual carefully and be aware of these limitations. 2. The detection and control capabilities of BSW and LCA are supplementary only and do not warn you of vehicles in blind spot every situation. BSW and LCA may not activate in some situations. 3. ACC may not activate in some situations depending on the vehicle in front and its conditions, weather and road conditions. This system may be unable to decelerate sufficiently if the vehicle in front brakes suddenly or another vehicle cuts into your path. Please see the user manual for more information.





### Rear Cross Traffic Alert<sup>†</sup>

Rear Cross Traffic Alert system uses the rear side radar sensors to detect another vehicle approaching from the side when reversing. The system operates when the vehicle is in reverse at speeds below 8km/h. It can detect moving objects from approx. 20m away, alerting the driver via an audible chime and blinking BSW warning light in side mirror.



### Multi-Around Monitor<sup>#</sup>

Mitsubishi Motors' Multi Around Monitor provides a 360° bird's eye view of your car. The view from cameras mounted on the front, rear and sides of the vehicle (including bird's-eye view) can be displayed in various combinations to reveal what is in blind spots and help you park more safely.



### Auto Dusk Sensing Headlights

Mitsubishi's Automatic Dusk Sensing Headlights will automatically illuminate in fading light or when you're travelling through a tunnel.



<sup>†</sup>Exceed & GSR models only. <sup>#</sup>GLS Deluxe option, Exceed and GSR models only.



# KEY SPECIFICATIONS

KEY	■	Standard
	■	Optional
	–	Not available

	4WD			
	GLX 5 SEAT AUTO	GLS 7 SEAT AUTO	EXCEED 7 SEAT AUTO	GSR 7 SEAT AUTO
<b>Engine</b>				
Type	2.4L 4N15 MIVEC DID Turbo diesel			
Size (L)	2.4			
Compression ratio	15.5:1			
Displacement (cc)	2442			
Bore x Stroke (mm)	86.0 x 105.1			
Maximum Power (kW@rpm)	133 @ 3500			
Maximum Torque (Nm@rpm)	430 @ 2500			
Fuel Type	Diesel			
Fuel consumption (ADR 81/02per 100km)*	8			
CO2 - g/km	212			
Fuel tank capacity (L)	68			
<b>Transmission</b>				
Type	Auto			
Number of speeds	8			
Manual shift mode	■			
Paddle shift	■			
Gear ratio 1st	4.845			
2nd	2.840			
3rd	1.863			
4th	1.436			
5th	1.216			
6th	1.000			
7th	0.815			
8th	0.672			
Reverse	3.825			
Rear axle ratio	3.692			
4WD transfer box - High / Low ratio	1.000 / 2.566			
Super Select II 4WD	■			
Selectable off-road modes	■			
Rear differential lock	–	■	■	■
<b>Chassis</b>				
Front brakes	Ventilated disc			
Rear brakes	Ventilated disc			
Front suspension	Double wishbone, coil spring & stabiliser bar			
Rear suspension	3-link, coil spring & stabiliser bar			
<b>Wheels and Tyres</b>				
Wheel type	Alloy	Alloy (2 tone)	Alloy (Black)	
Wheel size (inches)	18 x 7.5J	18 x 7.5J	18 x 7.5J	
Tyre size	265/60R18 110H	265/60R18 110H	265/60R18 110H	
Spare wheel type	Full size Alloy	Full size Alloy (2 tone)	Full size Alloy (Black)	
<b>Active Safety</b>				
Forward Collision Mitigation system (FCM)	■	■	■	■
Blind Spot Warning (BSW)	–	–	■	■
Lane Change Assist (LCA)	–	–	■	■
Rear Cross Traffic Alert (RCTA)	–	–	■	■
Ultrasonic misacceleration Mitigation System (UMS)	–	–	■	■
Adjustable speed limiter	■	■	■	■
Emergency Stop Signal function (ESS)	■	■	■	■
Emergency Brake Assist system (EBA)	■	■	■	■
Hill Start Assist (HSA)	■	■	■	■

MECHANICAL

SAFETY, SECURITY AND DRIVER ASSISTANCE

	4WD			
	GLX 5 SEAT AUTO	GLS 7 SEAT AUTO	EXCEED 7 SEAT AUTO	GSR 7 SEAT AUTO
Hill Descent Control (HDC)	■	■	■	■
Active Stability Control (ASC)	■	■	■	■
Trailer Stability Assist (TSA)	■	■	■	■
Active Traction Control (ATC)	■	■	■	■
Anti-lock Braking System (ABS)	■	■	■	■
Electronic Brakeforce Distribution (EBD)	■	■	■	■
Brake Override System (BOS)	■	■	■	■
<b>Airbags</b>				
Driver & front passenger SRS airbags	■	■	■	■
Driver & front passenger side SRS airbags	■	■	■	■
Curtain SRS airbags	■	■	■	■
Driver knee airbag	■	■	■	■
<b>Seatbelts</b>				
Front seat belt pretensioners	■	■	■	■
<b>Child Safety</b>				
ISO-Fix child seat anchorage	2	2	2	2
Child restraint top tether	3	3	3	3
Child proof rear door locks	■	■	■	■
Power window lock driver control - passenger windows	■	■	■	■
<b>Driver Assistance</b>				
Adaptive Cruise Control (ACC)	■	■	■	■
Cruise control	–	–	–	–
Electrochromatic rear view mirror	–	■	■	■
Electric park brake	■	■	■	■
Automatic park brake	■	■	■	■
Brake auto hold function	■	■	■	■
Tyre Pressure Monitoring System (TPMS)	–	■	■	■
Colour digital instrument display	–	–	■	■
Speed limit display	–	–	■	■
Automatic dusk sensing headlights	■	■	■	■
Speed sensitive intermittent windscreen wipers	■	■	■	■
Automatic rain sensing wipers	■	■	■	■
Intermittent rear wiper and washer	■	■	■	■
<b>Parking Assistance</b>				
Multi Around Monitor (MAM)	–	■	■	■
Rear view camera	■	■	■	■
Front parking sensors	–	–	■	■
Rear parking sensors	■	■	■	■
<b>Security</b>				
Auto door lock	■	■	■	■
Encrypted engine immobiliser	■	■	■	■
<b>Audio and Multimedia</b>				
Smartphone link Display Audio (SDA) with touch screen	■	■	■	■
Touch screen size (inches)	8.0	8.0	8.0	8.0
Android Auto	■	■	■	■
Apple CarPlay	■	■	■	■
Satellite navigation	–	■	■	■
Premium audio	–	–	■	■
Speakers	4	6	8	8
Bluetooth connectivity with voice control & audio streaming	■	■	■	■
Digital Audio Broadcast (DAB) radio	■	■	■	■
AM/FM radio	■	■	■	■
USB input	2	2	2	2
HDMI input	1	1	1	1
<b>Remote Smartphone App</b>				
Operate tailgate	–	–	■	■
Check vehicle status	–	–	■	■
Monitor fuel consumption	–	–	■	■
Activate car finder function	–	–	■	■
Set up notifications	–	–	■	■
Apple watch connectivity	–	–	■	■

SAFETY, SECURITY AND DRIVER ASSISTANCE

AUDIO & MULTIMEDIA



		4WD			
		GLX 5 SEAT AUTO	GLS 7 SEAT AUTO	EXCEED 7 SEAT AUTO	GSR 7 SEAT AUTO
<b>COMFORT &amp; CONVENIENCE</b>	<b>Comfort and Convenience</b>				
	Smart key	■	■	■	■
	One touch start system	■	■	■	■
	Keyless entry with central door locking	■	■	■	■
	Multifunction steering wheel controls	■	■	■	■
	Tilt & telescopic steering column	■	■	■	■
	Auto up/down driver control - all windows	■	■	■	■
	Side and rear window demisters	■	■	■	■
	Power tailgate	–	■	■	■
	Accessory socket (12V)	3	3	3	3
Second row seat USB power supply	2	2	2	2	
AC power outlet (220V)	1	1	1	1	
<b>Air Conditioning</b>	<b>Air Conditioning</b>				
	Climate control (No of zones)	1	2	2	2
	Rear cooler	■	■	■	■
	Rear air conditioning vents	■	■	■	■
	Dust and pollen filter	■	■	■	■
<b>EXTERIOR</b>	<b>Exterior</b>				
	Door handle finish		Chrome		Black
	Privacy glass	–	■	■	■
	Roof rails		Silver		Black
	Roof finish		Body colour		Black
	Rear spoiler	–	Body colour	Body colour	Black
	Tailgate handle finish		Chrome		Black
	Side steps	■	■	■	■
	<b>Lights</b>				
	Headlights low beam			LED	
	Headlights high beam			LED	
	Headlight levelling function			Auto	
Daytime Running Lights (DRL)			LED		
Fog lights (front)			LED		
Cornering lights			LED		
Brake lights			LED		
<b>Door Mirrors</b>					
Electric adjustment	■	■	■	■	
Electric fold control	■	■	■	■	
Integrated turn indicator	■	■	■	■	
Finish		Chrome		Black	
<b>INTERIOR</b>	<b>Styling</b>				
	Leather bound steering wheel	■	■	■	■
	Leather bound gearshift	■	■	■	■
	Carpet floor covering	■	■	■	■
	<b>Seating</b>				
	Two tone premium synthetic leather seat trim	–	–	–	■
	Leather appointed seat trim	–	■	■	–
	Premium fabric seat trim	■	■	–	–
	Water repellent seat trim	■	■	–	–
	Heated front seats	–	–	■	■
	Driver's seat power adjustment	–	■	■	■
	Driver's seat manual adjustment	■	■	–	–
	Driver's seat lumbar adjustment	■	■	■	■
	Front passenger's seat power adjustment	–	■	■	■
	Front passenger's seat manual adjustment	■	■	–	–
	2nd row centre armrest with cupholders	■	■	■	■
	2nd row split folding function	■	■	■	■
	2nd row recline adjustment	■	■	■	■
	3rd row split folding function	–	■	■	■
3rd row recline adjustment	–	■	■	■	

		4WD			
		GLX 5 SEAT AUTO	GLS 7 SEAT AUTO	EXCEED 7 SEAT AUTO	GSR 7 SEAT AUTO
<b>INTERIOR</b>	<b>Storage</b>				
	Centre console storage box with lid	■	■	■	■
	Centre console tray	■	■	■	■
	Cup holders	6	6	6	6
	Bottle holders	4	4	4	4
	Sunglasses storage	■	■	■	■
	Door pockets - front and rear	■	■	■	■
	Seat back pocket - driver and passenger	■	■	■	■
	Rear floor storage box	–	■	■	■
	<b>Exterior Dimensions</b>				
Overall length (mm)			4840		
Overall width (mm)			1815		
Overall height (mm)			1835		
Wheelbase (mm)			2800		
Turning circle, kerb to kerb (m)			11.2		
Approach angle (degrees)			30		
Departure angle (degrees)			24.2		
Ramp breakover angle (degrees)			23.1		
Ground clearance (mm)			218		
Fording depth (mm)			700		
<b>Interior Dimensions</b>					
Front head room (mm)	1022		1022		
Front leg room (mm)	1067		1067		
Front shoulder room (mm)	1420		1420		
2nd row head room (mm)	957		957		
2nd row leg room (mm)	880		880		
2nd row shoulder room (mm)	1409		1409		
3rd row head room (mm)	–		917		
3rd row leg room (mm)	–		695		
3rd row shoulder room (mm)	–		1303		
<b>Weights and Capacities</b>					
Kerb mass (kg)	2080	2130		2130	
Gross vehicle mass (GVM) - [kg]	2775	2775		2775	
Gross combination mass (GCM) - [kg]	5565	5565		5565	
Maximum payload (kg)	695	645		645	
Maximum front axle load (kg)	1360	1360		1360	
Maximum rear axle load (kg)	1600	1600		1600	
Towing capacity - braked (kg)	3100	3100		3100	
Towing capacity - unbraked (kg)	750	750		750	
Towing capacity - maximum towball load (kg)	310	310		310	
Maximum roof load (kg)	80	80		80	
<b>Cargo</b>					
Capacity (L) - VDA (to top of 2nd row seat back)	673			502	
Capacity (L) - VDA (to top of 3rd row seat back)	–			131	
Capacity (L) - VDA (max. capacity to roof - with all seats folded)	1624			1488	
Cargo room length (mm) - all seats up	1235			393	
Cargo room length (mm) - with all seats folded	1575			1575	
Cargo room width (mm)	1370			1370	
Cargo room height (mm)	995			885	
Width between wheel arches (mm)	1000			1000	

\*Australian Standard ADR 81/02. Figures to be used for comparison across vehicles. Driving conditions will affect actual results.



# EXTERIORS

**GLX**  
5 Seat



# INTERIORS



Black fabric

**GLS**  
7 Seat



GLS - Black fabric | GLS Deluxe - Synthetic leather w/Grey stitching/Leather

**EXCEED**  
7 Seat



Synthetic leather w/Grey stitching/Leather

**GSR**  
7 Seat



Two Tone (Burgundy/Black) - Premium Synthetic Leather



# MODEL FEATURES



## GLX 5 SEAT

### FEATURES:

- 2.4L MIVEC Turbo Diesel Engine
- 8 Speed Automatic Transmission
- 7 SRS Airbags
- Electric Park Brake
- Brake Auto Hold Function
- Speed Sensitive Intermittent Windscreen Wipers
- Automatic Dusk Sensing Headlights
- Automatic Rain sensing Wipers
- Smartphone link Display Audio (SDA) With 8" Touch Screen
- Android Auto™ & Apple CarPlay
- Bluetooth Connectivity® With Voice Control & Audio Streaming
- Digital Audio Broadcast (DAB) Radio
- 4 Speakers
- 2 x USB Input
- Smart Key
- One Touch Start System
- 3 x Accessory Socket
- Second Row Seat USB Power Supply
- Roof Rails
- Side Steps
- LED Daytime Running Lights (DRL)
- Electric Adjustment & Fold Control Door Mirrors With Turn Indicator
- Centre Console With Storage Box & Lid
- Premium Seat Fabric
- Driver's Seat Lumbar Adjustment
- 2nd Row Seat Centre Armrest With Cupholders
- 2nd Row Seat Split Folding Function & Recline Adjustment
- Super Select 4WD II
- Selectable Off-Road Modes
- Paddle Shift
- Hill Descent Control

### MITEC Mitsubishi Motors Intuitive Technology

- Forward Collision Mitigation System (FCM)
- Emergency Stop Signal Function (ESS)
- Emergency Brake Assist System (EBA)
- Hill Start Assist (HSA)
- Active Stability Control (ASC)
- Active Traction Control (ATC)
- Trailer Stability Assist (TSA)
- Anti-lock Braking System (ABS)
- Rear View Camera
- Rear Parking Sensors
- Adaptive Cruise Control



## GLS 7 SEAT

### INCLUDES ALL GLX FEATURES PLUS:

- Electrochromatic Rear View Mirror
- Rear Spoiler
- Privacy Glass
- Power Tailgate
- Tyre Pressure Monitoring System (TPMS)
- 6 Speakers
- Integrated Satellite Navigation
- 3rd Row Seat Split Fold Function
- 3rd Row Seat Recline Adjustment
- Rear Floor Storage Box
- Rear Differential Lock

### GLS DELUXE OPTION 7 SEAT

#### INCLUDES ALL GLS 7 SEAT FEATURES PLUS:

- Leather Appointed Seats\*
- Driver's Seat Power Adjustment
- Front Passenger Seat Power Adjustment
- Multi Around Monitor (MAM)
- Steering Wheel Camera Switch



## EXCEED

### INCLUDES ALL GLS DELUXE OPTION 7 SEAT FEATURES PLUS:

- 8" Colour LCD Multi Information Display
- Speed Limit Display
- Heated Front Seats
- Premium Audio System
- 8 Speakers
- Remote Smartphone App\*
  - Operate Tailgate
  - Check Vehicle Status
  - Monitor Fuel Consumption
  - Activate Car Finder Function
  - Set Up Notifications
  - Apple Watch Connectivity

### MITEC Mitsubishi Motors Intuitive Technology

- Ultrasonic misacceleration Mitigation System (UMS)
- Front Parking sensors



## GSR

### INCLUDES ALL EXCEED 7 SEAT FEATURES PLUS:

- 18" Black Alloy Wheels
- Black Rear Spoiler
- Black Front Bumper Garnish
- Black Rear Bumper garnish
- Black Radiator Grille
- Black Headlight Garnish
- Black Roof Rails
- Two Tone Roof – Black
- Pajero Sport Bonnet Emblem
- GSR Tailgate Badge
- Two Tone (Burgundy and Black) Premium Synthetic Leather seat trim



# PERSONALISE YOUR *PAJERO SPORT*

Customise your Pajero Sport to match your own journey, wherever it takes you. Whether you want body protection for off-road adventures, stylish embellishments to enhance its appeal or practical additions such as a towbar or roof racks, you'll find everything you need to make your

Pajero Sport truly yours in our extensive range of Mitsubishi Genuine Accessories.

Choose the individual enhancements you prefer, or select our Expedition Pack, Signature Pack or Signature Plus Pack.



## Why Genuine Accessories?

Each and every one goes through an extensive program of design, development and stringent testing to ensure they meet all applicable government standards as well as Mitsubishi's own rigorous engineering specifications and performance targets.

**MITSUBISHI**  
**DIAMOND**  
**ADVANTAGE**  
**GENUINE ACCESSORIES**

**NOT GENUINE?  
DON'T RISK IT.**





Front Protection Bar - Polished



Front Protection Bar - Black



Nudge Bar - Polished & Black



Nudge Bar with Integrated Light Bar - Polished & Black



LED Light Bar



Snorkel




Tow Bar Kit



Tow Ball



Electric Trailer Brake Controller with Harness (Redarc)<sup>#</sup>



Roof Rack Cross Bars



Luggage Pod (Thule)<sup>#</sup>



MK3 Titan Roof Tray (Rola)<sup>#</sup>



Headlight Protector



Bonnet Protector - Clear & Tinted



Weathershields



Front & Rear Under Garnish



Fender Arch Moulding



Rear Spoiler



Carpet Mats - 5 & 7 Seat



Rubber Mats - 5 & 7 Seat



Luggage Tray - 5 & 7 Seat



Cargo Barrier



Neoprene Seat Covers - Front & Rear



LED Illuminated Scuff Plate

MMAL warrants that Genuine Accessories will be free from defects in material under conditions of normal use and service within Australia. When Genuine Accessories are fitted by a Mitsubishi Dealer prior to the owner/operator taking delivery of the vehicle, Genuine Accessories are covered by the Standard New Car Warranty of 5 years or 100,000 km Warranty. Or, if the vehicle is eligible for the Extended New Car Warranty, Genuine Accessories will be covered up to a maximum of 10 years or 200,000km (whichever occurs first), except where items are expressly excluded or for which a separate warranty applies. When Genuine Accessories are fitted by a Mitsubishi Dealer after the owner/operator has taken delivery on the new vehicle, Genuine Accessories are warranted for whichever is the greater of the following. 12 months or 20,000km (whichever occurs first); or the balance of the Standard New Car Warranty of 5 years or 100,000km Warranty; or, if the vehicle is eligible for the Extended New Car Warranty, Genuine Accessories will be covered up to a maximum of 10 years or 200,000km (whichever occurs first), except where items are expressly excluded of for which a separate warranty applies. If not fitted by a Mitsubishi Dealer, Genuine Accessories are covered for 12 months or 20,000km (whichever occurs first) For warranty conditions regarding Genuine Accessories, please refer to Mitsubishi Motors website [www.mitsubishi-motors.com.au/owners/accessories](http://www.mitsubishi-motors.com.au/owners/accessories) or speak with your Mitsubishi Dealership. <sup>#</sup>This accessory is not a genuine Mitsubishi accessory. Warranty is provided by the supplier. Consult your Mitsubishi Dealer for more information.

## COLOUR



White (S)\*



Impulse Blue (M)#^



Sterling Silver (M)\*



Graphite Grey (M)\*



Black Mica (P)#



Terra Rossa (P)



White Diamond (X)#



White Diamond/Black Roof (X)#



Terra Rossa/Black Roof (P)



Graphite Grey/Black Roof (M)\*

(S) Solid  
(M) Metallic  
(P) Pearlescent  
(X) Prestige  
\*Not available on GLX  
\*Not available on GSR

## UPHOLSTERY



**GLX/GLS**  
Black Fabric



**GLS DELUXE & EXCEED**  
Black Synthetic Leather  
with Grey Stitching

**GLS (OPTIONAL)**  
Black Leather Appointed\*  
Silver Stitching



**GSR**  
Burgundy/Black Leather  
Appointed/Premium  
Synthetic Leather



**BOOK A TEST DRIVE**



**BUILD AND PRICE**

AUSTRALIA'S FIRST

**10  
YEARS  
NEW CAR  
WARRANTY**

**10  
YEARS  
CAPPED PRICE  
SERVICING**

**MITSUBISHI  
DIAMOND  
ADVANTAGE**

WHEN ALL SCHEDULED SERVICES ARE COMPLETED  
AT A MITSUBISHI DEALERSHIP

All Mitsubishi Motors vehicles come with the Mitsubishi Diamond Advantage# – 10 Years Warranty\* and 10 Years Capped Price Servicing^ and Roadside Assistance so that no matter where the road takes you, we will be there with you. Ask your Dealer or visit [mitsubishi-motors.com.au](http://mitsubishi-motors.com.au) to find out more.

#Leather appointed seats are a combination of genuine and artificial leather, but are not wholly leather. \*Conditions apply. Excludes Government, Rental and National Business customers. See [Mitsubishi-motors.com.au](http://Mitsubishi-motors.com.au) for further details. \*10 Year/200,000km New Car Warranty (whichever occurs first and when all scheduled services are completed at a Mitsubishi Dealership). ^10 Year/150,000km Capped Price Servicing (whichever occurs first). Includes the first 10 regular services (at 15,000km/12 month scheduled intervals). Some items excluded or subject to separate warranty. Any non-regular service/repair items are at an additional cost. Servicing must be completed by a Mitsubishi Dealer within 7,500kms or 6 months of the service due date. Valid from date of vehicle registration. Always consult your authorised Mitsubishi Dealer for the latest details, options, availability and conditions on New Vehicle Warranty. All product illustration and specifications referred to herein are believed to be correct at the time of publication approval. Subject to any applicable Federal, State or Territory Laws or ordinances, which may apply from time to time. Mitsubishi Motors Australia Limited reserves the right, without notice, or obligation, to discontinue or make changes to designs, specifications, colours and material of the options and products referred herein at any time without incurring any liability to any purchase thereof. Mitsubishi Motors Australia Limited. ABN 53 007 870 395 © PAJSP01222 24MY MMA3253